


# The Essential Guide to Creating a Standout Portfolio for Nursing, Midwifery, and Other Health Professions

In today's competitive healthcare landscape, it's essential for nurses, midwives, and other healthcare professionals to present a polished and professional portfolio that effectively showcases their skills, experience, and passion for their chosen field. A well-crafted portfolio can serve as a powerful tool to differentiate yourself in the job market, land your dream position, and advance your career.

This comprehensive guide will provide you with everything you need to know to create a standout portfolio that will make a lasting impression on potential employers. From selecting the right content to designing an eye-catching layout, we'll cover every aspect of portfolio creation.



## Portfolios for Nursing, Midwifery and other Health Professions, E-Book

★★★★★ 5 out of 5

Language : English  
File size : 2182 KB  
Text-to-Speech : Enabled  
Enhanced typesetting : Enabled  
Print length : 132 pages



## What is a Portfolio?

A portfolio is a curated collection of work samples, professional documents, and other materials that showcase your skills, expertise, and accomplishments in a particular field. In the context of nursing, midwifery, and other healthcare professions, a portfolio can include a variety of materials such as:

- Resumes and curriculum vitae
- Transcripts and academic records
- Letters of recommendation
- Certificates and licenses
- Patient care plans
- Case studies
- Research projects
- Presentations and posters
- Community service and volunteer work

Your portfolio should be tailored to the specific job or position you are applying for. It should highlight your relevant skills and experience, and demonstrate how you can contribute to the organization or institution.

### **Why is a Portfolio Important?**

There are many reasons why a portfolio is important for nurses, midwives, and other healthcare professionals. A well-crafted portfolio can:

- Help you stand out in a competitive job market

- Showcase your skills and experience in a visually appealing and easy-to-navigate format
- Demonstrate your passion for your chosen field
- Provide evidence of your continuing professional development
- Help you land your dream job

In addition, a portfolio can be a valuable tool for career planning and professional growth. It can help you identify your strengths and weaknesses, and develop a plan for your future career. It can also be used to track your progress and accomplishments over time.

## **How to Create a Standout Portfolio**

Creating a standout portfolio takes time and effort, but it is well worth the investment. Here are some tips to help you get started:

### **1. Start with a Strong Resume**

Your resume is the foundation of your portfolio, so it is important to make sure it is well-written and error-free. Highlight your relevant skills and experience, and use strong action verbs to describe your accomplishments.

### **2. Include a Variety of Content**

Your portfolio should include a variety of content that showcases your skills and experience. This could include patient care plans, case studies, research projects, presentations, and posters. Make sure to select content that is relevant to the job you are applying for.

### **3. Use High-Quality Images and Graphics**

Images and graphics can help make your portfolio more visually appealing and engaging. Use high-quality images of your work, and be sure to resize them properly so they are easy to view. You can also use charts, graphs, and other visuals to illustrate your data.

#### **4. Organize Your Portfolio Clearly**

Your portfolio should be organized in a clear and logical way. Use headings and subheadings to help readers navigate your content easily. You may also want to use tabs or sections to organize your portfolio into different categories, such as education, experience, and skills.

#### **5. Get Feedback from Others**

Once you have created a draft of your portfolio, ask for feedback from friends, family members, or colleagues. They can provide you with valuable insights into your work and help you identify areas for improvement.


#### **Where to Get Help**

There are many resources available to help you create a standout portfolio. You can find templates and examples online, and you can also attend workshops or consult with a career counselor.

Here are some helpful resources:

- [ResumeBuilder.com: Nursing Portfolio Examples](#)
- [Indeed: How to Build a Healthcare Portfolio](#)
- [National Library of Medicine: Building a Professional Portfolio in Nursing and Midwifery](#)


Creating a standout portfolio is essential for nurses, midwives, and other healthcare professionals who want to advance their careers. By following the tips outlined in this guide, you can create a portfolio that will showcase your skills and experience, and help you land your dream job.



## Portfolios for Nursing, Midwifery and other Health Professions, E-Book


★★★★★ 5 out of 5

Language : English  
File size : 2182 KB  
Text-to-Speech : Enabled  
Enhanced typesetting : Enabled  
Print length : 132 pages



## Exploring Culture: Exercises, Stories, and Synthetic Cultures

Culture is a complex and multifaceted concept that shapes our lives in countless ways. It influences our beliefs, values, behaviors, and even our physical appearance. In...



## **Principles of ICD-10 Coding Workbook: Your Comprehensive Guide to Accurate and Efficient Medical Documentation**

Empower Yourself with the Knowledge and Skills for Expert ICD-10 Coding In today's healthcare landscape, accurate and efficient medical coding is...